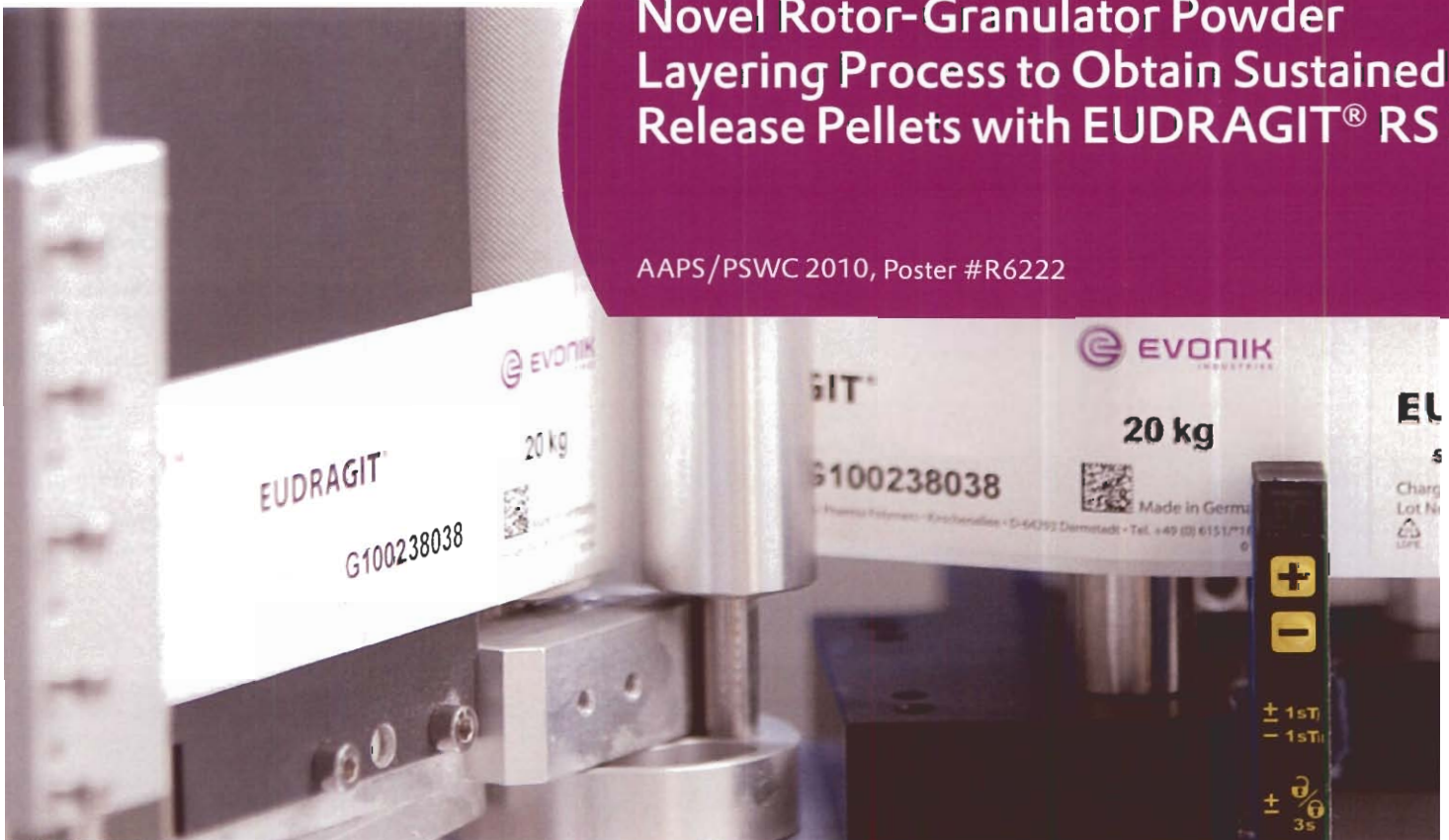


Novel Rotor-Granulator Powder Layering Process to Obtain Sustained Release Pellets with EUDRAGIT® RS PO

AAPS/PSWC 2010, Poster #R6222



Novel Rotor-Granulator Powder Layering Process to Obtain Sustained Release Pellets with EUDRAGIT® RS PO

Abhishek Kathuria¹, Shawn Kucera¹, Jian-Xin Li¹, Shawn Engels², Brian Jensen²

¹ Evonik Degussa Corp., Pharma Polymers, Piscataway, NJ, USA

² Vector Corporation, Marion, IA, USA

Introduction

EUDRAGIT® polymers have been widely known for their sustained release properties when used in coating and matrix applications.

This study explores the use of EUDRAGIT® RS PO in a novel dry powder layering process to achieve sustained release pellets. Further a need of reducing the particle size of commercially marketed EUDRAGIT® RS PO is investigated.

Experimental Methods

Materials:

30/35 mesh sugar spheres (Paular Corporation, NJ, USA), theophylline, PVP K-30, acetone, poly sorbate 80 (Soectrum Chemical, CA, USA), dibutyl sebacate (DBS) and triethyl citrate (TEC) (Verreluis, NC, USA)

Equipment:

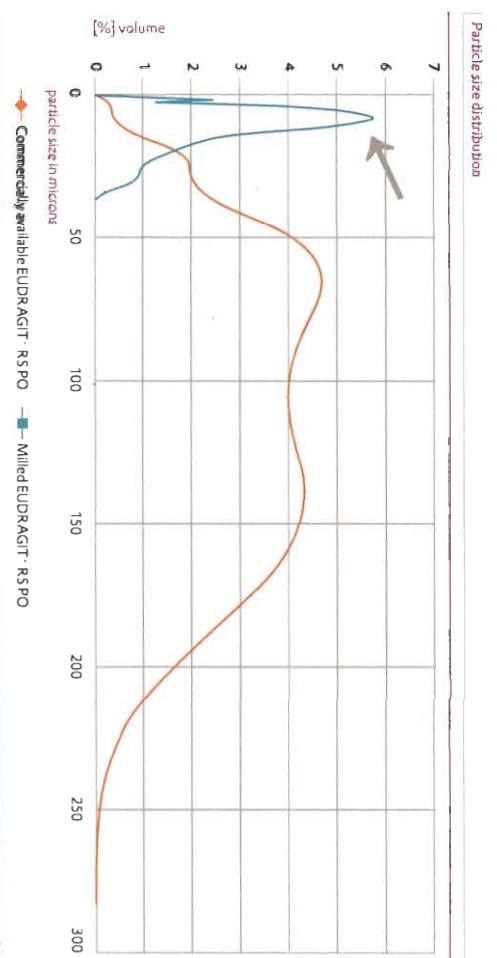
Vector GXR-35 Rotary Granulator/Coater (Vector Corporation, IA, USA), Fluid Energy Mill (Sturtevant Inc., MA, USA), Vector GXR-35 Rotary Granulator/Coater - Beckman Coulter LS230 (Beckman Coulter, CA, USA)

Method:

Neutral pellets (30/35 mesh) were dry-drug layered with theophylline using 5% PVP K-30 binding solution in water in Vector GXR-35 Rotary Granulator/Coater.

Separately EUDRAGIT® RS PO powder was micronized by jet-milling (Beckman Coulter L230) to a d50 of about 8 microns.

The particle size distribution of polymer powder before and after milling is represented below:



The drug layered pellets were divided into eight sub-groups and coated with the formulations described in table below:

Description of formulations investigated								
Formulation	1	2	3	4	5	6	7	8
Solvent	Water	Water	Water	Water	Acetone	Water	Acetone	Water
Plasticizer	DBS	DBS	TEC	TEC	TEC	DBS	DBS	TEC
Polymer State (Micronized/Unmicronized)	NI	NI	NI	NI	NI	NI	NI	UM
Polymer Polymer coating	10%	20%	10%	20%	10%	15%	10%	10%
Legend:	NI: Micronized, UM: Unmicronized							

400 g of EUDRAGIT® RS PO was loaded into the powder feeder and dry coated onto the drug loaded spheres using binding/plasticizing dispersion as described in the matrix above.

The plasticizer dispersion/solution was prepared in solvent at a 30% solids level. Poly sorbate 80 was added to aqueous dispersions at a 0.5% level as an emulsifying agent.

Solid polymer powder and the plasticizer dispersion/solution was sprayed at a proportion of 1:1 in the Vector GXR-35. Spray rate was approximately in 10-12 gm/min for each.

Samples were taken as described in the matrix above. Furthermore, selected samples were cured to identify if there is any effect of curing on the release profile from samples.

Analytics:

The surface and cross-sectional morphology of the polymer-coated pellets was observed via scanning electron microscopy.

Dissolution testing was conducted per USP specifications using USP apparatus 2 (basket method) in 900 ml of 37.2 °C DI Water at 100 rpm to test for drug release profile of the beads.

Results and Discussion

Unmicronized EUDRAGIT® RS PO was not effective in producing any sustained release effect.

The particles produced using DBS (30%) as plasticizer were free flowing and non-lumping. The particles manufactured using TEC (30%) as plasticizer clumped up and could not be manufactured as a viable product. TEC at 30% level was obviously too high and will need to be lowered to achieve better results.

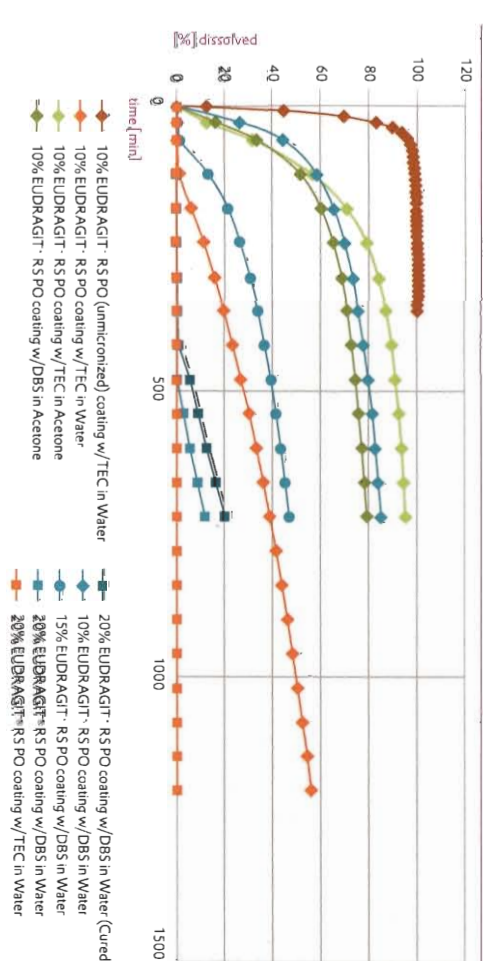
The release rates from both the particles were largely independent from the plasticizer or the solvent used for plasticizer dispersion. The most significant variable for the release rate was the amount of EUDRAGIT® RS PO coating applied. The release rate slowed down as the coat applied increased from 10% to 15%, and significantly more when the coating applied increased to 20%.

Curing at 40 °C for 24 hours had no significant impact on the release curves for which it was studied. It appeared that the coating process was very effective in getting the plasticizer equilibrated across the film.

Comparison of processing methods

Conventional Process (2000g batch - GPCG 1:1)	Polymer Spray Rate		Coating Time to achieve 10% coat
	8 g/min (~2.4 g/min actual polymer)	10 - 12 g/min	
Rotor Granulator Powder Layering			250 min
			40 min

Dissolution profiles SR pellets



Conclusion

The effectiveness of the application for achieving sustained release profiles using micronized EUDRAGIT® RS PO was demonstrated. The results indicate that no curing is needed if micronized EUDRAGIT® RS PO is used.

- The advantages of using this technology are:
- Need of minimal solvent.
 - Faster application rate (up to 6 times faster than conventional coating applications).
 - Uniform cohesive, dense film with free flowing particles.
 - Possibility of a continuous coating process.

References

EUDRAGIT® Application Guidelines, 11th Edition (09/2009), Evonik Röhm GmbH

Evonik. Power to create.



Europe

Evonik Röhm GmbH
Pharma Polymers
Kirschenallee
64293 Darmstadt
Germany

PHONE +49 6151 18-4019
FAX +49 6151 18-3520
eudragit.germany@evonik.com

North America

Evonik Degussa Corporation
Pharma Polymers
2 Turner Place, PO Box 365
Piscataway, NJ 08855
USA

PHONE +1 732 981-5383
FAX +1 732 981-5484
eudragit.usa@evonik.com

Latin America, Mexico

Evonik Degussa Argentina S. A.
Pharma Polymers
Darragueira 38
B1609HDB San Isidro
Buenos Aires
Argentina

PHONE +54 11 4708-2070
FAX +54 11 4708-2001
eudragit.latinamerica@evonik.com

India, Bangladesh

Evonik Degussa India Pvt. Ltd.
Pharma Polymers
Research Centre
Saki Vihar Road, Saki Naka
Mumbai 400 072
India

PHONE +91 22 6723-8800
FAX +91 22 6723-8811
eudragit.india@evonik.com

South East Asia

Evonik Degussa (SEA) Pte. Ltd.
Pharma Polymers
3 International Business Park
#07-18 Nordic European Centre
Singapore 609927
Republic of Singapore

PHONE +65 689-06817
FAX +65 689-90090
eudragit.sea@evonik.com

China, Australia

Evonik Degussa (China) Co., Ltd.
Pharma Polymers
55 Chungdong Road
Xinzhuan Industry Park
Shanghai 201 108
People's Republic of China

PHONE +86 21 6119-1032
FAX +86 21 6119-3612
eudragit.china@evonik.com

Japan, Korea, Taiwan

Evonik Degussa Japan Co. Ltd.
Pharma Polymers
Shinjuku Monolith 12F
2-3-1, Nishi-Shinjuku
Shinjuku-ku
Tokyo 163-0938
Japan

PHONE +81 3 5323-7658
FAX +81 3 5323-8789
eudragit.japan@evonik.com

This information and all further technical advice is based on our present knowledge and experience. However, it implies no liability or other legal responsibility on our part, including with regard to existing third party intellectual property rights, especially patent rights. In particular, no warranty, whether expressed or implied, or guarantee of product properties in the legal sense is intended or implied. We reserve the right to make any changes according to technological progress or further developments. The customer is not released from the obligation to conduct careful inspection and testing of incoming goods. Performance of the product described herein should be verified by testing, which should be carried out only by qualified experts in the sole responsibility of a customer. Reference to trade names used by other companies is neither a recommendation, nor does it imply that similar products could not be used.

* = registered trademark

EUDRAGIT = reg. Trademark of Evonik Röhm GmbH, Darmstadt, Germany



EVONIK
INDUSTRIES

Evonik Röhm GmbH

Pharma Polymers
Kirschenallee
64293 Darmstadt
Germany

PHONE +49 6151 18-4019
FAX +49 6151 18-3520
www.eudragit.com
www.evonik.com

Evonik. Power to create.